

**WELCOME TO MARCH 2024
MASSEY STUDENTS!**

ELECTRIFY EXCELLENCE



Include Imagine Inspire

The Durham District School Board acknowledges that many Indigenous Nations have longstanding relationships, both historic and modern, with the territories upon which our school board and schools are located. Today, this area is home to many Indigenous peoples from across Turtle Island. We acknowledge that the Durham Region forms a part of the traditional and treaty territory of the Mississaugas of Scugog Island First Nation, the Mississauga Peoples and the treaty territory of the Chippewas of Georgina Island First Nation. It is on these ancestral and treaty lands that we teach, learn and live.

SUCCESS

We value
your achievements.

WELL-BEING

We value
how you feel.

LEADERSHIP

We value
how you grow.

EQUITY

We value
who you are.

ENGAGEMENT

We value
your involvement.

INNOVATION

We value
forward thinking.



Indigenous Inherent Rights Human Rights



The Durham District School Board recognizes Indigenous rights are distinct. In the exercise of those rights, Indigenous staff and students shall not be subjected to actions with the aim or effect of depriving these distinct rights.

The Durham District School Board is committed to learning and working environments that centre human rights and equity and are safe, welcoming, respectful, equitable, accessible, inclusive and free from discrimination.

SUCCESS
We value your achievements.

WELL-BEING
We value how you feel.

LEADERSHIP
We value how you grow.

EQUITY
We value who you are.

ENGAGEMENT
We value your involvement.

INNOVATION
We value forward thinking.

WILLKOMMEN
欢迎 स्वागत
BIENVENIDA
WELCOME
BIENVENUE ようこそ
добро пожаловать
ترحيب BEM-VINDO

We are so glad to see you back!

Today we are going to learn about how we will work together throughout the day so each person feels safe, welcome, and included to achieve their own excellence in learning.

“Electrify Excellence”

Include - Imagine - Inspire

→ *These could lend themselves to good anchor charts around what “I” do to include, imagine, inspire*

I include...

I inspire...

I imagine...

TABLE OF CONTENTS

TOPIC
<u>Student Code of Conduct</u>
<u>Bullying Prevention</u>
<u>Dress Code</u>
<u>Chromebooks</u>
<u>Cell Phones</u>
<u>Personal Items</u>
<u>Locker Etiquette</u>
<u>Getting To and From School</u>
<u>Line Locations</u> - Arriving At School
<u>Leaving School - Dismissal Locations</u>

TABLE OF CONTENTS

TOPIC
<u>Driveway Safety</u>
<u>Bus Safety</u>
<u>Moving in the School</u>
<u>Water Bottle Filling Stations</u>
<u>In the Washrooms</u>
<u>At Recess - Outside</u>
<u>At Recess - Indoor Recess</u>
<u>Allergy Aware Environment</u>
<u>Gum</u>

TABLE OF CONTENTS

TOPIC
<u>Going Home for Lunch</u>
<u>Lunch - What to Bring</u>
<u>Lunchroom Expectations</u>
<u>Healthy Snack</u>
<u>Visiting the Office</u>
<u>End of the Day Routines</u>
<u>Welcoming a Guest Teacher</u>
<u>After School Athletics Events</u>
<u>Excursions</u>

STUDENT CODE OF CONDUCT

We value the partnership of our students, families and staff in our whole school approach to support our commitment to upholding a positive learning environment for all.

Visit our website section entitled "[Code of Conduct](#)" for:

- DDSB Positive School Climate and Code of Conduct
- Dress Code



Include

Imagine

Inspire

BULLYING IS...

- Deliberate
- Has an intent to harm
- Continues over time
- Power imbalance

For the purposes of the definition of “bullying” behaviour includes the use of any physical, verbal, electronic, written or other means.

Before you speak:

THINK

T = Is it True?

H = Is it Helpful?

I = Is it Inspiring?

N = Is it Necessary?

K = Is it Kind?

THE DDSB

4 R'S OF ADDRESSING BULLYING

WE WILL... **RECOGNIZE**
BULLYING

WE WILL... **REFUSE**
TO ACCEPT BULLYING

WE WILL... **REPORT**
BULLYING TO AN ADULT

WE WILL... **RESTORE**
RELATIONSHIPS

WE ARE **STRONGER TOGETHER**

Inclusive STUDENT SERVICES DDSB POSITIVE SCHOOL CLIMATES DDSB Ignite Learning

Students who experience bullying are encouraged to report to an adult at school or to use the Report Bullying electronic tool which is available on our website in the [Bullying Prevention](#) section.

Include

Imagine

Inspire

STOP

- Insults, put-downs (e.g. about appearance, race, gender, family, intelligence)
- Sharing rumours/gossip
- Encouraging others/peers negatively (with words, actions such as being a negative bystander)
- Escalating situations

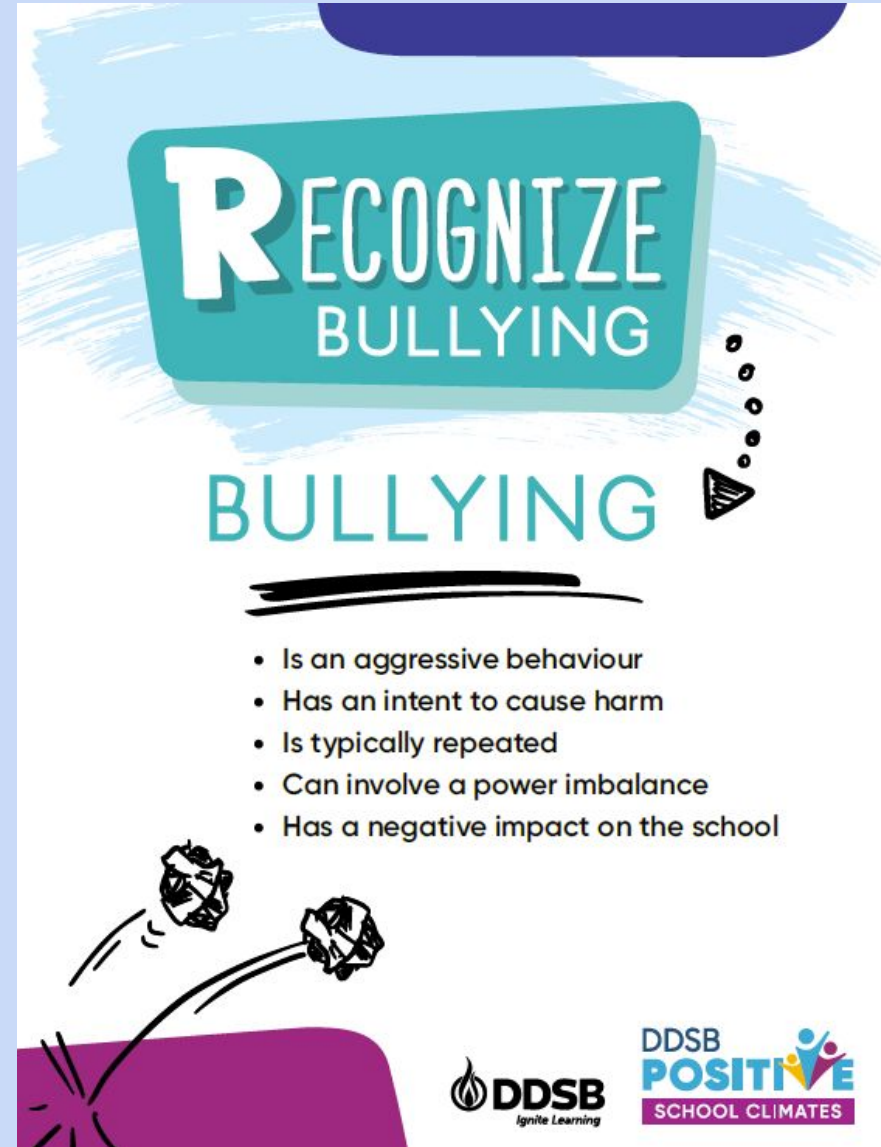
START/CONTINUE

- Speaking positively to and about others
- Being an upstander
- Intervening positively in situations “I will get help”
- Reporting situations to get help -
- Walking away from situations that do not involve you personally

Include

Imagine

Inspire



Include

Imagine

Inspire

EMPATHIZE

EMPATHY

- Is understanding and respecting the feelings of others by putting yourself in his/her shoes



ACT

ACT

CHOOSE NOT TO JOIN IN, FACE TO FACE OR ONLINE

- Be helpful, not harmful: Don't encourage bullying
- Don't forward electronic material that is harmful to others

USE YOUR VOICE, IF IT IS SAFE TO DO SO

- Speak up
- Create an interruption at the moment of bullying
- Invite the person being bullied to join you

WALK AWAY AND GET HELP FROM AN ADULT, FACE TO FACE OR ONLINE

STOP - BLOCK - SAVE - TALK

SUPPORT THE PERSON BEING BULLIED

- Offer comfort
- Offer to go to a trusted adult or the office with him/her
- Invite him/her to join you
- Visit your school's website to report bullying.


Include

Imagine

Inspire

CONFLICT RESOLUTION SKILLS/STRATEGIES

- Use “I” statements
- Restate expectations and agreements
- State “I am feeling”
- “I am going to get help”
- Let’s go and get help together”



Brainstorm/List conflict resolution strategies as a class.

Include

Imagine

Inspire

DDSB COMMUNITY MEMBER DRESS CODE

Things You Need to Know...

- Undergarments must be covered
- Clothing can't have *inappropriate logos, slogans, messages
- Shoes must be worn in the classroom



→ Follow this link to get to the [DDSB Student Dress Code](#)

Include

Imagine

Inspire

VINCENT MASSEY CHROMEBOOK USE

- No technology is allowed at lunch or indoor recess (No exceptions)
- Damaged device? Tell your classroom teacher.
- Students cannot clean Chromebooks.

Gr. 7 - 8 Chromebooks

- Students need to take care of their devices
- Report damage right away
- Charge your device AT HOME! (Lost your charger? It's \$35 for a new one.)
- Left your chromebook at home? It's a paper and pencil day. (You will **not** be allowed to call home to get it dropped off.)
- Technology is for **ACADEMIC PURPOSES!**



Include

Imagine

Inspire

CELL PHONES and ELECTRONIC DEVICES are...

NOT to be used during recess or lunchtimes.

NOT to be used outside for any purpose.

NOT to be used in the hallway, washrooms, in change rooms or at lockers for any purpose.

MAY only be used with permission from a staff member **for educational purposes.**

If a student is seen with a cell phone, the phone will be confiscated and the student will have to pick it up at the office at the end of the day. If future incidents occur, parents/guardians will be called to pick up the cell phone from the school office and further discussion will take place. The Durham District School Board cannot assume the liability for lost or stolen personal electronic devices.



→ Follow this link to get to the [DDSB Cell Phone Policy](#)

Include

Imagine

Inspire

PERSONAL ITEMS

- Any items that could hurt someone stay at home (laser pointers, bats, toy weapons)
- Keep skateboards, roller blades, game systems, trading cards **AT HOME**
- Scooters can **NOT** be brought into the school or near portables. Please park and lock at the bike rack.
- Bring personal items at your own risk. They should be kept in backpacks until recess times.
- Staff members are **not** responsible for them



Include

Imagine

Inspire

LOCKER ETIQUETTE

- Lockers are a **privilege and not a right**. Treat them with respect and keep them clean.
- Students provide their own lock but give the combination to their teachers
- Students are **only allowed** at the lockers during transition times with teacher permission and/or supervision
- When at lockers, be **QUICK, QUIET, SAFE** and **AWARE OF OTHERS**



Administration can search personal property and lockers.

Include

Imagine

Inspire

GETTING TO AND FROM SCHOOL

- Walk to school whenever possible
- Use the sidewalks
- When crossing the road, use the crossing guards
- When you get to school, go to your assigned area
- Do NOT use the office doors to enter the school unless you are late.
- Portable bus students walk around the school to get to their bus.
- Arrange a place to meet sibling(s) or caregivers.



**Supervision starts at 8:20.
School STARTS at 8:35.**

**The School Day ENDS
at 3:05, not before.**

Include

Imagine

Inspire

ARRIVING AT SCHOOL: INCLEMENT WEATHER LOCATIONS

Rooms	Where to Go
Kindergarten	Classrooms
102, 104, 106, Portable 11	Hallway outside classroom door
103, 105, 107, 109, 111	Hallway outside classroom door
110, 112, 113, 114, 115	North Hallway
Portable 1 - 12	Portables
Portable 13 (Library)	South Hallway



Include

Imagine

Inspire

LINING UP - WHERE TO GO!

Intermediate (North) Door	Junior (East) Door	Primary (South) Door	Portables
Room 110 Room 112 Room 113 Room 114 Room 115	Room 103 Staff Room 4s (Portable 11) Library (Portable 12) Library (Portable 13)	Room 102 Room 104 Room 105 Room 106 Room 107 Room 109 Room 111 Staff Room 3s (Portable 11)	Portable 1 Portable 2 Portable 3 Portable 4 Portable 5 Portable 6 Portable 7 Portable 8 Portable 9 Portable 10

Include

Imagine

Inspire

DISMISSAL - How & Where to Leave the School

Kindergarten Yard	South Hallway	Pavement	Front of School
<p>Students being picked up by siblings or caregivers are dismissed from the kindergarten yard.</p> <div data-bbox="122 968 677 1310" style="border: 2px solid blue; padding: 5px;"><p>Special Exception - All Homeroom Library students will exit through the "Library/Bus Door" at the end of the day.</p></div>	<p>Kindergarten & Gr. 1 Bus Students line up by assigned spots in this hallway.</p>	<p>Upon dismissal, students should head for home. Do NOT re-enter school. - Daycare students gather outside Primary (south) doors.</p>	<p>Gr. 2-8 Bus students: At 3:05 all bus students in grades 2-8 will need to walk AROUND the north side of the building to get to your bus spot. (Bus students inside the school are dismissed from their dismissal door.)</p>

Include

Imagine

Inspire

DRIVEWAY SAFETY

Please refrain from entering the driveway, including the south entrance near the kindergarten yard.

We appreciate your co-operation as we prioritize student safety who are walking to school and embarking/disembarking from the 8 buses which come to our school every day.



KISS AND RIDE

The driveway between Vincent Massey Public School and Eastdale CVI has been permanently converted to a one-way street, exiting from Harmony Road.

Vehicles must exit the Eastdale CVI onto Adelaide Avenue.

The Vincent Massey Public School drop-off area along the fence line.

Through traffic is to use the lane along the side of the Eastdale CVI building.

Drivers should remain in their vehicles.

Staff members are present at the Kiss and Ride between 8:20 - 8:35 a.m. and 3:05 - 3:20 p.m..



Bus Safety



Include

Imagine

Inspire

BUS SAFETY

Student Responsibilities:

- The bus is an extension of the school and the classroom.
- Consequences can occur from inappropriate bus behaviour.
- Follow the instructions of the bus driver.
- Walk single file when getting on the bus.
- Go to your seat quickly.
- Remain seated during the entire ride.
- Keep your hands and feet to yourself.
- Use a quiet voice.
- Use kind words.
- Leave cell phones off and packed.
- Do not eat or drink on the bus.
- Report problems to your bus driver.



[DSTS Guides](#)

[DSTS Policy & Responsibilities](#)

Include

Imagine

Inspire

ENTERING AND MOVING THROUGH THE SCHOOL

- Wait for your teacher to meet you at your line location.
- Walk in single file on the right hand side of the hall.
- Only use indoor voices in the hallway. Respect others right to learn
- Keep personal space between yourself and others
- Keep hands and feet to yourself (no piggyback rides or hanging on one another).
- Watch for younger students in the hallway and give them the right of the way.



Include

Imagine

Inspire

INSIDE THE CLASSROOM

- Come prepared for a day of learning and have all the materials you need at the start of class.
- Be mindful of expectations and routines that are created and displayed in your classroom.
- *(teachers add class routines for coat racks e.g. by colour group, etc).*



Include

Imagine

Inspire

INSIDE THE SCHOOL - WATER BOTTLE FILLING STATIONS



- Use the washroom and fill your water bottle during recess or snack time.
- Do not ask teachers to be excused at the start or end of a period.
- Gr. 3 - 8: Use the classroom sign out when you leave your space (washroom, water bottle, etc.).

Include

Imagine

Inspire

IN THE WASHROOM

- Respect privacy - any type of inappropriate behaviour will not be tolerated
- Respect washroom supplies and use them how you're supposed to
- Do not take phones into the bathroom
- Do not hang out in the washrooms. Go to the bathroom, wash your hands and head out
- The designated gender neutral washrooms are: across from the office & across from the music room (Staff washrooms are NOT for student use.)



Include

Imagine

Inspire


AT RECESS

AT ALL RECESSES:

- Always keep your hands and feet to yourself and use kind words
- If you have a problem, try to solve it using kind words or by saying, “Let’s go to an adult to help us solve our problem.”
- Talk to an adult on duty if you notice anything that does not belong

When we have FULL FIELD recesses:

- Please stay away from puddles, muddy or icy areas.



When we have PAVEMENT ONLY recesses:

- Do **NOT** play ANY ball games. (DO NOT TAKE ANY BALLS OUT TO RECESS. THIS INCLUDES BASKETBALLS.)

Include

Imagine

Inspire

YARD BOUNDARIES

Off Bound Areas:

This are the areas where students are not permitted to play at recess:

- Beyond the soccer posts
- Between the portables
- Between the sidewalk and the grassy area (towards the Eastdale parking lot fence)
- **Gr. 4 - 8 Students**
 - The parking lot between Vincent Massey and Eastdale is **out of bounds** at all times during school hours, including recesses

WINTER WEATHER YARD EXPECTATIONS

Safety Expectations:

- Creative building with snow is encouraged
- Snow stays on the ground at all times
- Throwing snow, and ice is not permitted
- The snow hill is off limits during school hours. Go around the hill to access the field
- Stay off any icy surfaces and puddles
- Follow pavement only recess expectations when field is unsafe due to weather conditions
- Dress for the winter weather (jacket, snow pants, boots, mittens, hat and layers).
- Do not hide out in the bathrooms due to the winter conditions




Include

Imagine

Inspire

PAVEMENT RECESSES AM/PM RECESS



- Stay on your designated side of the pavement
- No balls or athletic equipment permitted
- Be aware of your personal space and the personal space of others

Include

Imagine

Inspire

PAVEMENT RECESSES LUNCH HOUR

Time	Inside Eating Lunch	Outside
11:20 a.m. - 11:50 a.m.	<ul style="list-style-type: none">● Gr. 7 & 8● Primary Classes inside the school	<ul style="list-style-type: none">● All Portables
11:50 a.m. - 11:55 a.m.	Transition <ul style="list-style-type: none">● Outside students move into their classes● Portable students get ready to go outside	
11:55 a.m. - 12:20 p.m.	<ul style="list-style-type: none">● All Portables	<ul style="list-style-type: none">● Gr. 7 & 8● Primary Classes inside the school

- Stay in your designated area (Primary and J/I)
- Balls and sports equipment permitted
- Be aware of the personal space of others



Include

Imagine

Inspire



INDOOR RECESSES

- Quiet activity (students and teacher can create a list of activities)
- Technology is away
- No ball games or throwing objects
- Keep hands and feet to yourself
- Use kind words

Include

Imagine

Inspire

ALLERGY AWARE ENVIRONMENT

Some people in our school have severe, life-threatening allergies to nuts and strong fragrances.

Remember to:

- Bring snacks and foods that do not contain nuts
- Avoid bringing strongly scented products such as:
 - body sprays
 - Spray deodorants
 - Perfumes



Include

Imagine

Inspire

NO GUM ALLOWED - NO EXCEPTIONS

- Chewing gum is **NOT** allowed at Vincent Massey.
(This includes classrooms, hallways and on the yard.)

Ms. Lidstone appreciates your cooperation.

Keep your gum at home.



Include

Imagine

Inspire

GOING HOME FOR LUNCH

- Exit through your designated door location (This is NOT the front door of the school)
- Going home is a good break. If you leave school property, you must have permission. (Students cannot call home at lunchtime to get permission.)
- Leave at 11:20 and return as close to 12:20 as possible
- Gr. 7 - 8 in the community:
Only purchase lunch and leave other shopping for after school.



Include

Imagine


Inspire

STAYING FOR LUNCH? WHAT TO BRING

- labelled water bottle
- containers for your lunch
- Cutlery (NO cutlery is available to borrow)
- containers for your leftovers

We are a BOOMERANG SCHOOL.

If you bring garbage to school, you take it home.



Include

Imagine

Inspire

LUNCHROOM EXPECTATIONS



- Remain in your seat
- Indoor voice
- Respectful conversation
- Follow supervisor instructions
- Take home all leftovers

Include

Imagine

Inspire

HEALTHY SNACK

- Staff will pick up healthy snack from the office when it's available.
- Snacks are only eaten in the classroom.



Include

Imagine

Inspire

VISITING THE OFFICE

- Make sure you ask your educators for permission to visit the office
- If you have permission, you will be given an office pass

YES	NO
Sick	Forgot homework, chromebook, forgotten items
Hurt	Phone home to make after school arrangements
Pre-arranged pick up for an appointment	Phone home to make lunch arrangements

Include

Imagine

Inspire

END OF THE DAY

- Make sure your desk has nothing on top
- Pack up your backpack.
- Push in your chair.
- Exit your classroom in your designated group (teachers add specific routines)

- Exit the building using your exit door.
- Meet your siblings/family members at a designated location outside the school
- Walk directly home.



Include

Imagine


Inspire

WELCOMING A GUEST TEACHER

- **Supply teachers, Educational Assistants and Early Childhood Educators are GUESTS at our school.**

What can we do to make them feel part of our community?

Class brainstorming here...



Include

Imagine

Inspire

ATTENDING AFTER SCHOOL ATHLETIC EVENTS

- Parents/guardians may attend
- Siblings who require after school care may attend
- Other spectators, like classmates, may not attend
- All spectators follow DEAA Guidelines



Include

Imagine

Inspire

ATTENDING ATHLETIC EVENTS DEAA SPECTATOR GUIDELINES

- Treat the facilities, students, staff, and players with respect
- Accept the decisions and requests of all referees and officials
- Remain in designated areas for spectators
- Be polite, courteous and only use appropriate language



EXCURSIONS EXPECTATIONS

GOAL: To ensure all students have a safe and enjoyable experience outside the classroom.

All trips are an extension of the classroom and school environment. Expectations that exist at school are in full effect on any trip.

On the trip, students are expected to:

- Follow instructions of staff members and staff of venue
- Follow the safety instructions and guidelines exactly as given
- Interact respectfully with all students and staff
- Remain with your staff member group leader
- Responsible use of cell phone technology
- Follow the [student bus expectations](#)



Students who are not following expectations on the trip and put the safety of themselves and others at risk may be required to discontinue the trip and their family will be called to pick them up.